

1.6 kg
• Light weight

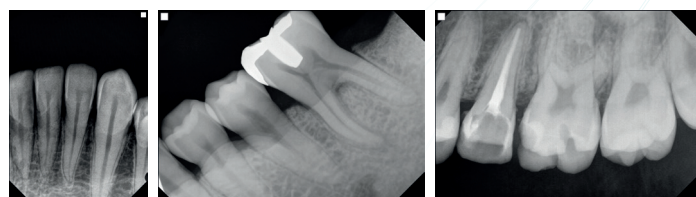
0.4 mm
• Focal spot

70 kv
• Tube voltage

Wireless

• Transfer and share
X-ray image files

Innovate Portability
: PORT-X IV



 Your reliable partner in
the DACH region
+49(0)800-0060260
info@roentgen.land
<https://dach.genoray.com>



* This X-ray unit may be dangerous to patient and operator unless safe exposure factors and operating instructions are observed.

© GENORAY CO.,LTD. Ver. P4-250408-Rev_01_ENG

Port-X IV

Portable Dental X-ray System

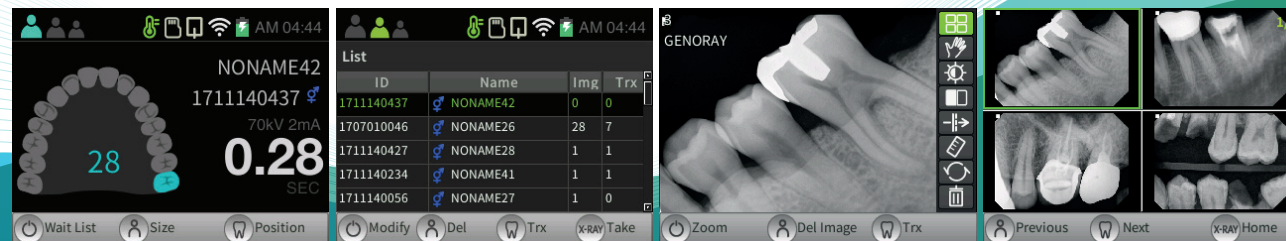
Superior image quality
Portable camera type
Easy to control UI
Compact size



 **GENORAY**

All In One Portable X-ray

- Portable X-ray+ I/O sensor integrated system
- Immediate image display on LCD with I/O sensor connections



Compact and sharp portable X-ray

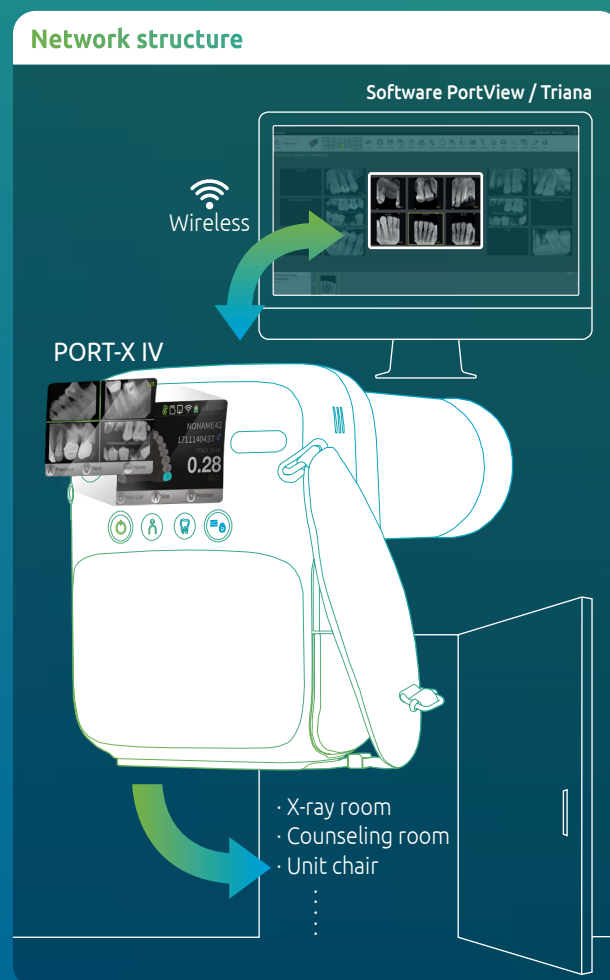
- Ergonomic design for one handed operation
- Lightweight and compact due to optimal tank design
- Image viewer with clear IPS LCD Screen **IPS**
- Winner of Red Dot Award for Design 2017

All In one portable X-ray

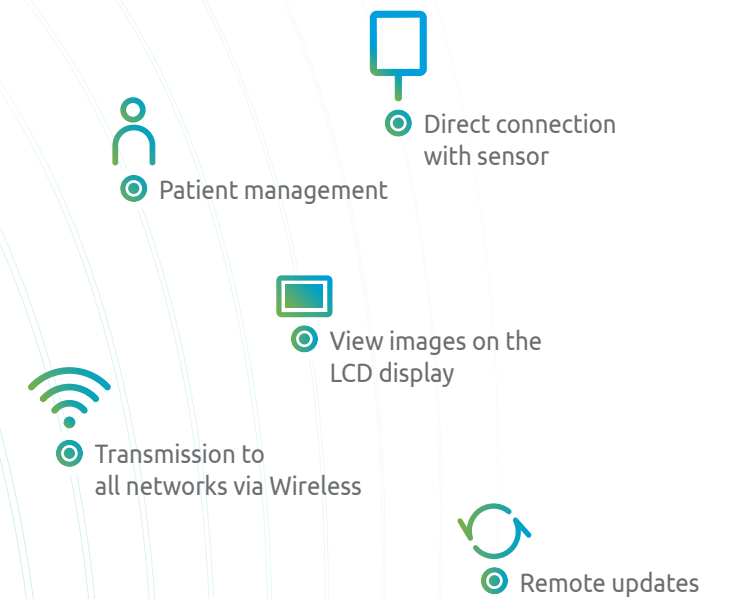
- Straightforward process for image capture with intuitive icons and 5-ways button
- Seamless data transmission to PC & Mobile App and firmware upgrades via Wireless
- Multiple language support
- Patient and data management capabilities without PC
- Long lasting battery capacity with 22.2VDC, 1,000mAh

Superior image quality

- Crystal clear images from 0.4mm Focal spot and 70kv X-ray Tube



Innovate Portability : **PORT-X IV**



Digital Intra-Oral Sensor
PortView

High resolution digital images